

Recombinant

DGRmAb®

Rab7 (DGR14373) Rabbit mAb

db11619

Package : 10µL 20µL 50µL 100µL

Product Name : Rab7 (DGR14373) Rabbit mAb**Cat.No.:** db11619**Synonyms** : RAB7; PRO2706**Application** : WB, IHC-P, ICC/IF, FC**Reactivity** : Human,Mouse,Rat**Host species** : Rabbit**Background**

RAB family members are small, RAS-related GTP-binding proteins that are important regulators of vesicular transport. Each RAB protein targets multiple proteins that act in exocytic / endocytic pathways. This gene encodes a RAB family member that regulates vesicle traffic in the late endosomes and also from late endosomes to lysosomes. This encoded protein is also involved in the cellular vacuolation of the VacA cytotoxin of *Helicobacter pylori*. Mutations at highly conserved amino acid residues in this gene have caused some forms of Charcot-Marie-Tooth (CMT) type 2 neuropathies. [provided by RefSeq, Jul 2008]

Immunogen

A synthetic peptide of human RAB7

Gene ID

7879

Swiss Prot

P51149

Synonyms

RAB7; PRO2706

Reactivity

Human,Mouse,Rat

Application

WB, IHC-P, ICC/IF, FC

Recommended dilution

WB: 1:1000-1:5000

IHC-P: 1:50-1:100

ICC/IF: 1:100-1:500

FC: 1:10-1:100

Calculated MW

24 kDa

Observed MW

24 kDa

Host species

Rabbit

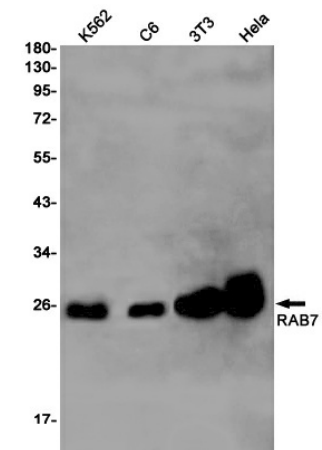
Clonality

Monoclonal

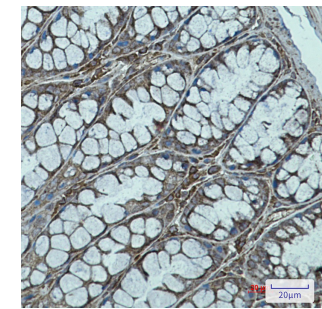
Clonality No.

DGR14373

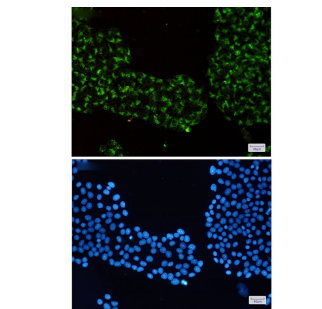
Isotype	IgG
Purity	Affinity Purification
Conjugation	Un-conjugated
Storage Stability	Store at -20°C. Supplied in 50mM Tris-Glycine(pH 7.4), 0.15M NaCl, 40% Glycerol, 0.01% sodium azide and 0.05% BSA. Stable for 12 months from date of receipt.



Western blot detection of RAB7 in K562,C6,3T3,Hela cell lysates using RAB7 antibody(1:1000 diluted).



Immunohistochemical analysis of paraffin-embedded mouse colon using db11619 antibody.



Immunofluorescent analysis of HeLa cells using db11619 antibody (green), and DAPI (blue).