

Recombinant

DGRmAb®

Iba1 (DGR13992) Rabbit mAb (PBS Only)

db12419-PBS

Package : 100µg

Product Name : Iba1 (DGR13992) Rabbit mAb (PBS Only)**Cat.No.:** db12419-PBS**Synonyms** : G1; Iba1; AIF-1; AI607846; D17H6S50E**Application** : WB, IHC, ICC/IF, FC**Reactivity** : Human,Mouse,Rat**Host species** : Rabbit**Background**

Actin-binding protein that enhances membrane ruffling and RAC activation. Enhances the actin-bundling activity of LCP1. Binds calcium. Plays a role in RAC signaling and in phagocytosis. May play a role in macrophage activation and function. Promotes the proliferation of vascular smooth muscle cells and of T-lymphocytes. Enhances lymphocyte migration. Plays a role in vascular inflammation.

Immunogen

A synthetic peptide of human Iba1

Gene ID

11629

Swiss Prot

O70200

Synonyms

G1; Iba1; AIF-1; AI607846; D17H6S50E

Reactivity

Human,Mouse,Rat

Application

WB, IHC, ICC/IF, FC

Calculated MW

17 kDa

Observed MW

17 kDa

Host species

Rabbit

Clonality

Monoclonal

Clonality No.

DGR13992

Isotype

IgG

Purity

Affinity Purification

Conjugation

Un-conjugated

Concentration


1 mg/mL

Formulation

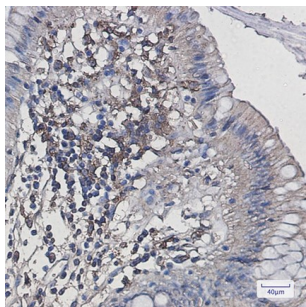
PBS Only

Storage Stability


Store at -20°C. Recommended to aliquot into single-use vials. Supplied in 1X PBS (pH 7.4). BSA and Azide Free. Stable for 12 months from date of receipt.



Western blot detection of Iba1 in C6,3T3,HeLa cell lysates using Iba1 antibody(1:1000 diluted).



Immunohistochemical analysis of paraffin-embedded human colon cancer using [db12419](#) antibody.



Western blot analysis of extracts from THP-1 cells using [db12419](#) at 1:1000.