

Recombinant

DGRmAb®

Hsp60 (DGR14394) Rabbit mAb (PBS Only)

db11062-PBS

Package : 10µg 100µg

Product Name : Hsp60 (DGR14394) Rabbit mAb (PBS Only)**Cat.No.:** db11062-PBS**Synonyms** : HLD4; CPN60; GROEL; HSP60; HSP65; SPG13; HSP-60; HuCHA60**Application** : WB, IHC-P**Reactivity** : Human,Mouse,Rat**Host species** : Rabbit**Background**

This gene encodes a member of the chaperonin family. The encoded mitochondrial protein may function as a signaling molecule in the innate immune system. This protein is essential for the folding and assembly of newly imported proteins in the mitochondria. This gene is adjacent to a related family member and the region between the 2 genes functions as a bidirectional promoter. Several pseudogenes have been associated with this gene. Two transcript variants encoding the same protein have been identified for this gene. Mutations associated with this gene cause autosomal recessive spastic paraplegia 13. [provided by RefSeq, Jun 2010]

Immunogen

A synthetic peptide of human Hsp60

Gene ID

3329

Swiss Prot

P10809

Synonyms

HLD4; CPN60; GROEL; HSP60; HSP65; SPG13; HSP-60; HuCHA60

Reactivity

Human,Mouse,Rat

Application

WB, IHC-P

Calculated MW

61 kDa

Observed MW

60 kDa

Host species

Rabbit

Clonality

Monoclonal

Clonality No.

DGR14394

Isotype

IgG

Purity

Affinity Purification

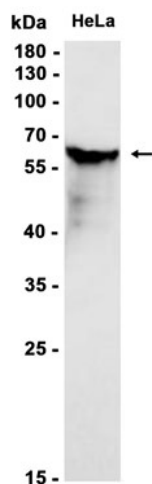
Conjugation

Un-conjugated

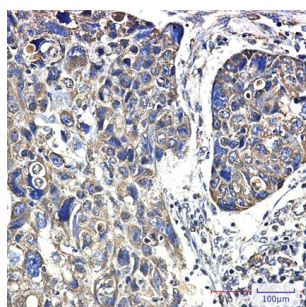
Concentration 1 mg/mL

Formulation PBS Only

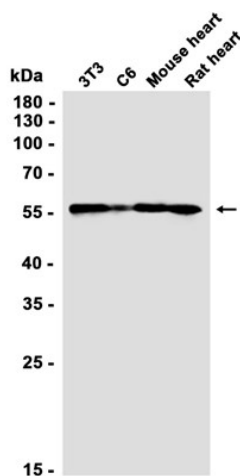
Storage Stability Store at -20°C. Recommended to aliquot into single-use vials. Supplied in 1X PBS (pH 7.4). BSA and Azide Free. Stable for 12 months from date of receipt.



Western blot analysis of extracts from HeLa cells using [db11062](#) at 1:1000.



Immunohistochemical analysis of paraffin-embedded human lung cancer using [db11062](#) antibody.



Western blot analysis of extracts from 3T3, C6 cells and Mouse heart, Rat heart tissues using [db11062](#) at 1:1000.