

Recombinant

DGRmAb®

SQSTM1/p62 (DGR13805) Rabbit mAb (PBS Only)

db11243-PBS

Package : 10µg 100µg

Product Name : SQSTM1/p62 (DGR13805) Rabbit mAb (PBS Only)**Cat.No.:** db11243-PBS**Synonyms** : p60; p62; A170; DMRV; OSIL; PDB3; ZIP3; p62B; NADGP; FTDALS3**Application** : WB, IHC-P, ICC/IF, FC, IP**Reactivity** : Human, Mouse**Host species** : Rabbit**Background**

This gene encodes a multifunctional protein that binds ubiquitin and regulates activation of the nuclear factor kappa-B (NF-κB) signaling pathway. The protein functions as a scaffolding/adaptor protein in concert with TNF receptor-associated factor 6 to mediate activation of NF-κB in response to upstream signals. Alternatively spliced transcript variants encoding either the same or different isoforms have been identified for this gene. Mutations in this gene result in sporadic and familial Paget disease of bone. [provided by RefSeq, Mar 2009]

Immunogen

Recombinant protein of human SQSTM1/p62

Gene ID

8878

Swiss Prot

Q13501

Synonyms

p60; p62; A170; DMRV; OSIL; PDB3; ZIP3; p62B; NADGP; FTDALS3

Reactivity

Human, Mouse

Application

WB, IHC-P, ICC/IF, FC, IP

Calculated MW

48 kDa

Observed MW

62 kDa

Host species

Rabbit

Clonality

Monoclonal

Clonality No.

DGR13805

Isotype

IgG

Purity

Affinity Purification

Conjugation

Un-conjugated

Concentration

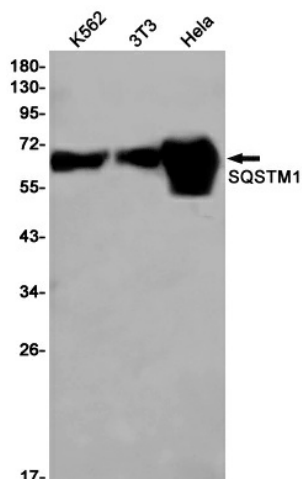
1 mg/mL

Formulation

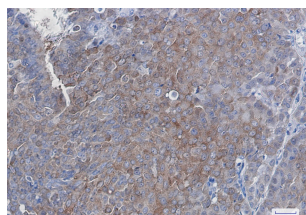
PBS Only

Storage Stability

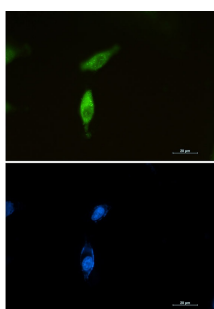
Store at -20°C. Recommended to aliquot into single-use vials. Supplied in 1X PBS (pH 7.4). BSA and Azide Free. Stable for 12 months from date of receipt.



Western blot detection of SQSTM1 in K562,3T3,HeLa cell lysates using SQSTM1 antibody(1:1000 diluted).



Immunohistochemical analysis of paraffin-embedded human breast cancer tissue using db11243 antibody.



Immunofluorescent analysis of U87-MG cells using db11243 antibody (green), and DAPI (blue).