

Recombinant

DGRmAb®

Hsp70 (DGR11921) Rabbit mAb (PBS Only)

db14019-PBS

Package : 10µg 100µg

Product Name : Hsp70 (DGR11921) Rabbit mAb (PBS Only)**Cat.No.:** db14019-PBS**Synonyms** : HSP72; HSPA1; HSP70I; HSP70-1; HSP70.1; HSP70-1A; HEL-S-103**Application** : WB, IHC-P, ICC/IF, FC**Reactivity** : Human,Mouse,Rat**Host species** : Rabbit**Background**

This intronless gene encodes a 70kDa heat shock protein which is a member of the heat shock protein 70 family. In conjunction with other heat shock proteins, this protein stabilizes existing proteins against aggregation and mediates the folding of newly translated proteins in the cytosol and in organelles. It is also involved in the ubiquitin-proteasome pathway through interaction with the AU-rich element RNA-binding protein 1. The gene is located in the major histocompatibility complex class III region, in a cluster with two closely related genes which encode similar proteins. [provided by RefSeq, Jul 2008]

Immunogen

A synthetic peptide of human Hsp70

Gene ID

3303

Swiss Prot

P0DMV8

Synonyms

HSP72; HSPA1; HSP70I; HSP70-1; HSP70.1; HSP70-1A; HEL-S-103

Reactivity

Human,Mouse,Rat

Application

WB, IHC-P, ICC/IF, FC

Calculated MW

70 kDa

Observed MW

70 kDa

Host species

Rabbit

Clonality

Monoclonal

Clonality No.

DGR11921

Isotype

IgG

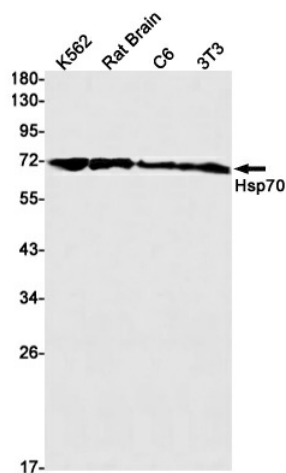
Purity

Affinity Purification

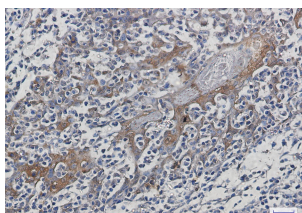
Conjugation

Un-conjugated

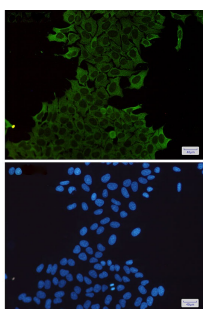
Concentration	1 mg/mL
Formulation	PBS Only
Storage Stability	Store at -20°C. Recommended to aliquot into single-use vials. Supplied in 1X PBS (pH 7.4). BSA and Azide Free. Stable for 12 months from date of receipt.



Western blot detection of Hsp70 in K562,Rat Brain,C6,3T3 cell lysates using Hsp70 antibody(1:1000 diluted).



Immunohistochemical analysis of paraffin-embedded human tonsil using db14019 antibody.



Immunofluorescent analysis of HeLa cells using db14019 antibody (green), and DAPI (blue).