

Recombinant

DGRmAb®

Prohibitin (DGR34304) Rabbit mAb (PBS Only)

db11502-PBS

Package : 10µg 100µg

Product Name : Prohibitin (DGR34304) Rabbit mAb (PBS Only)**Cat.No.:** db11502-PBS**Synonyms** : PHB1; HEL-215; HEL-S-54e**Application** : WB, IHC-P, ICC/IF, IP**Reactivity** : Human,Mouse,Rat**Host species** : Rabbit**Background**

This gene is evolutionarily conserved, and its product is proposed to play a role in human cellular senescence and tumor suppression. Antiproliferative activity is reported to be localized to the 3' UTR, which is proposed to function as a trans-acting regulatory RNA. Several pseudogenes of this gene have been identified. Alternative splicing results in multiple transcript variants. [provided by RefSeq, Jul 2013]

Immunogen

A synthetic peptide of human Prohibitin

Gene ID

5245

Swiss Prot

P35232

Synonyms

PHB1; HEL-215; HEL-S-54e

Reactivity

Human,Mouse,Rat

Application

WB, IHC-P, ICC/IF, IP

Calculated MW

30 kDa

Observed MW

30 kDa

Host species

Rabbit

Clonality

Monoclonal

Clonality No.

DGR34304

Isotype

IgG

Purity

Affinity Purification

Conjugation

Un-conjugated

Concentration

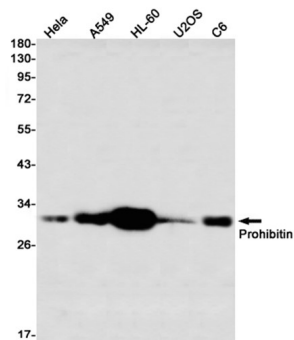
1 mg/mL

Formulation

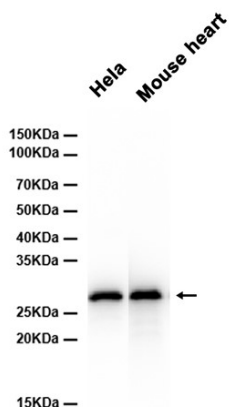
PBS Only

Storage Stability

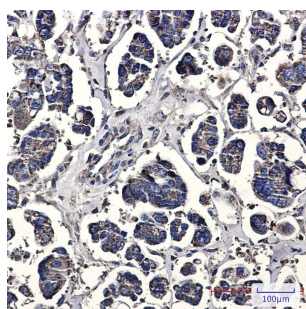
Store at -20°C. Recommended to aliquot into single-use vials. Supplied in 1X PBS (pH 7.4). BSA and Azide Free. Stable for 12 months from date of receipt.



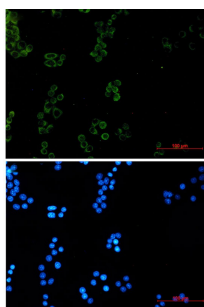
Western blot detection of Prohibitin in HeLa,A549,HL-60,U2OS,C6 using Prohibitin antibody(1:1000 diluted).



Western blot analysis of extracts from HeLa cells and Mouse heart tissue using db11502 at 1:1000.



Immunohistochemical analysis of paraffin-embedded human Cholangiocarcinoma using db11502 antibody.



Immunofluorescent analysis of HeLa cells using db11502 antibody (green), and DAPI (blue).