

Recombinant

DGRmAb®

Phospho-CDK1/2 (Thr14) (DGR31319) Rabbit mAb (PBS Only)

db11065-PBS

Package : 10µg 100µg

Product Name : Phospho-CDK1/2 (Thr14) (DGR31319) Rabbit mAb (PBS Only)**Cat.No.:** db11065-PBS**Synonyms** : CDKN2; p33(CDK2)**Application** : WB, IHC-P, IP**Reactivity** : Human,Mouse,Rat**Host species** : Rabbit**Background**

This gene encodes a member of a family of serine/threonine protein kinases that participate in cell cycle regulation. The encoded protein is the catalytic subunit of the cyclin-dependent protein kinase complex, which regulates progression through the cell cycle. Activity of this protein is especially critical during the G1 to S phase transition. This protein associates with and regulated by other subunits of the complex including cyclin A or E, CDK inhibitor p21Cip1 (CDKN1A), and p27Kip1 (CDKN1B). Alternative splicing results in multiple transcript variants. [provided by RefSeq, Mar 2014]

Immunogen

A synthetic phosphopeptide corresponding to residues surrounding Thr14 of human Cdk1/2

Gene ID

1017

Swiss Prot

P06493

Synonyms

CDKN2; p33(CDK2)

Reactivity

Human,Mouse,Rat

Application

WB, IHC-P, IP

Calculated MW

34 kDa

Observed MW

34 kDa

Host species

Rabbit

Clonality

Monoclonal

Clonality No.

DGR31319

Isotype

IgG

Purity

Affinity Purification

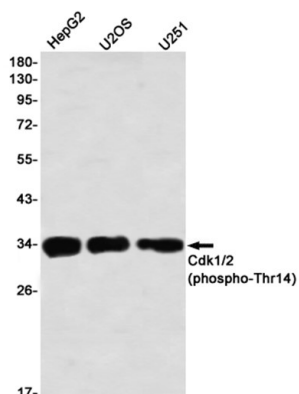
Conjugation

Un-conjugated

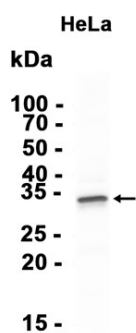
Concentration 1 mg/mL

Formulation PBS Only

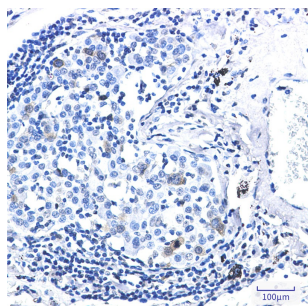
Storage Stability Store at -20°C. Recommended to aliquot into single-use vials. Supplied in 1X PBS (pH 7.4). BSA and Azide Free. Stable for 12 months from date of receipt.



Western blot detection of Cdk1/2 (phospho-Thr14) in HepG2,U2OS,U251 using Cdk1/2 (phospho-Thr14) antibody(1:1000 diluted)



Western blot analysis of extracts from HeLa cells using [db11065](#) at 1:1000.



Immunohistochemical analysis of paraffin-embedded human lung cancer using [db11065](#) antibody.