

Recombinant

DGRmAb®

CDK2 (DGR11410) Rabbit mAb (PBS Only)

db11867-PBS

Package : 10µg 100µg

Product Name : CDK2 (DGR11410) Rabbit mAb (PBS Only)**Cat.No.:** db11867-PBS**Synonyms** : CDKN2; p33(CDK2)**Application** : WB, IHC-P, ICC/IF, FC, IP**Reactivity** : Human,Mouse,Rat**Host species** : Rabbit**Background**

This gene encodes a member of a family of serine/threonine protein kinases that participate in cell cycle regulation. The encoded protein is the catalytic subunit of the cyclin-dependent protein kinase complex, which regulates progression through the cell cycle. Activity of this protein is especially critical during the G1 to S phase transition. This protein associates with and regulated by other subunits of the complex including cyclin A or E, CDK inhibitor p21Cip1 (CDKN1A), and p27Kip1 (CDKN1B). Alternative splicing results in multiple transcript variants. [provided by RefSeq, Mar 2014]

Immunogen

A synthetic peptide of human Cdk2

Gene ID

1017

Swiss Prot

P24941

Synonyms

CDKN2; p33(CDK2)

Reactivity

Human,Mouse,Rat

Application

WB, IHC-P, ICC/IF, FC, IP

Calculated MW

34 kDa

Observed MW

34 kDa

Host species

Rabbit

Clonality

Monoclonal

Clonality No.

DGR11410

Isotype

IgG

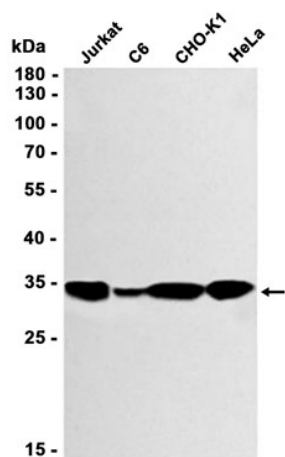
Purity

Affinity Purification

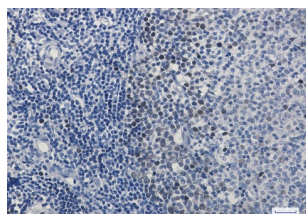
Conjugation

Un-conjugated

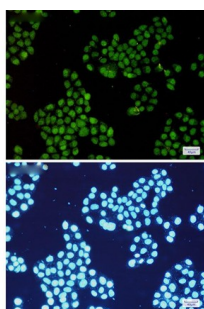
Concentration	1 mg/mL
Formulation	PBS Only
Storage Stability	Store at -20°C. Recommended to aliquot into single-use vials. Supplied in 1X PBS (pH 7.4). BSA and Azide Free. Stable for 12 months from date of receipt.



Western blot analysis of extracts from Jurkat, C6, CHO-K1, HeLa cells using [db11867](#) at 1:1000.



Immunohistochemical analysis of paraffin-embedded human tonsil using [db11867](#) antibody.



Immunofluorescent analysis of HeLa cells using [db11867](#) antibody (green), and DAPI (blue).