

Recombinant

DGRmAb®

Aconitase 2 (DGR32075) Rabbit mAb (PBS Only)

db12738-PBS

Package : 10µg 100µg

Product Name : Aconitase 2 (DGR32075) Rabbit mAb (PBS Only)**Cat.No.:** db12738-PBS**Synonyms** : ICRD; OCA8; OPA9; ACONM; HEL-S-284**Application** : WB, IHC-P**Reactivity** : Human,Mouse,Rat**Host species** : Rabbit**Background**

The protein encoded by this gene belongs to the aconitase/IPM isomerase family. It is an enzyme that catalyzes the interconversion of citrate to isocitrate via cis-aconitate in the second step of the TCA cycle. This protein is encoded in the nucleus and functions in the mitochondrion. It was found to be one of the mitochondrial matrix proteins that are preferentially degraded by the serine protease 15(PRSS15), also known as Lon protease, after oxidative modification. [provided by RefSeq, Jul 2008]

Immunogen

A synthetic peptide of human Aconitase 2

Gene ID

50

Swiss Prot

Q99798

Synonyms

ICRD; OCA8; OPA9; ACONM; HEL-S-284

Reactivity

Human,Mouse,Rat

Application

WB, IHC-P

Calculated MW

85 kDa

Observed MW

85 kDa

Host species

Rabbit

Clonality

Monoclonal

Clonality No.

DGR32075

Isotype

IgG

Purity

Affinity Purification

Conjugation

Un-conjugated

Concentration

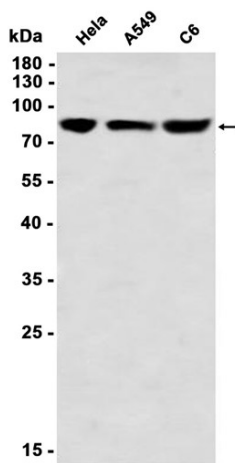
1 mg/mL

Formulation

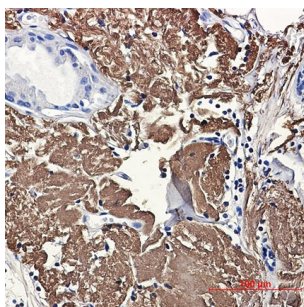
PBS Only

Storage Stability


Store at -20°C. Recommended to aliquot into single-use vials. Supplied in 1X PBS (pH 7.4). BSA and Azide Free. Stable for 12 months from date of receipt.



Western blot analysis of extracts from HeLa, A549, C6 cells using [db12738](#) at 1:1000.



Immunohistochemical analysis of paraffin-embedded human breast cancer using [db12738](#) antibody.



Western blot analysis of extracts from 3T3 cells and Mouse liver tissue using [db12738](#) at 1:1000.