

Recombinant

DGRmAb®

S6K1 (DGR12760) Rabbit mAb (PBS Only)

db13897-PBS

Package : 10µg 100µg

Product Name : S6K1 (DGR12760) Rabbit mAb (PBS Only)**Cat.No.:** db13897-PBS**Synonyms** : S6K; PS6K; S6K1; STK14A; p70-S6K; p70 S6KA; p70-alpha; S6K-beta-1; p70(S6K)-alpha**Application** : WB, IHC-P**Reactivity** : Human,Mouse,Rat**Host species** : Rabbit**Background**

This gene encodes a member of the ribosomal S6 kinase family of serine/threonine kinases. The encoded protein responds to mTOR (mammalian target of rapamycin) signaling to promote protein synthesis, cell growth, and cell proliferation. Activity of this gene has been associated with human cancer. Alternatively spliced transcript variants have been observed. The use of alternative translation start sites results in isoforms with longer or shorter N-termini which may differ in their subcellular localizations. There are two pseudogenes for this gene on chromosome 17. [provided by RefSeq, Jan 2013]

Immunogen

A synthetic peptide of human S6K1

Gene ID

6198

Swiss Prot

P23443

Synonyms

S6K; PS6K; S6K1; STK14A; p70-S6K; p70 S6KA; p70-alpha; S6K-beta-1; p70(S6K)-alpha

Reactivity

Human,Mouse,Rat

Application

WB, IHC-P

Calculated MW

59 kDa

Observed MW

70 kDa

Host species

Rabbit

Clonality

Monoclonal

Clonality No.

DGR12760

Isotype

IgG

Purity

Affinity Purification


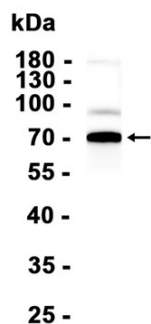
Conjugation

Un-conjugated

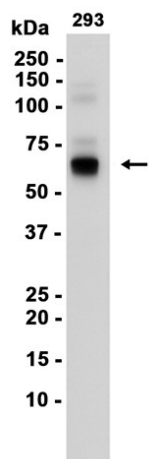
Concentration	1 mg/mL
Formulation	PBS Only
Storage Stability	Store at -20°C. Recommended to aliquot into single-use vials. Supplied in 1X PBS (pH 7.4). BSA and Azide Free. Stable for 12 months from date of receipt.

MCF-7

Western blot analysis of extracts from MCF-7 cells using [db13897](#) at 1:3000.



Western blot analysis of extracts from C6 cells using [db13897](#) at 1:1000.



Western blot analysis of extracts from 293 cells using [db13897](#) at 1:1000.

