

Recombinant

DGRmAb®

**MRPS18B (DGR33381) Rabbit mAb (PBS Only)**

db14404-PBS

Package : 100µg

**Product Name** : MRPS18B (DGR33381) Rabbit mAb (PBS Only)**Cat.No.:** db14404-PBS**Synonyms** : PTD017; S18amt; C6orf14; HSPC183; MRPS18-2; HumanS18a; MRP-S18-2**Application** : WB, ICC/IF, IP**Reactivity** : Human,Mouse,Rat**Host species** : Rabbit**Background**

Mammalian mitochondrial ribosomal proteins are encoded by nuclear genes and help in protein synthesis within the mitochondrion. Mitochondrial ribosomes (mitoribosomes) consist of a small 28S subunit and a large 39S subunit. They have an estimated 75% protein to rRNA composition compared to prokaryotic ribosomes, where this ratio is reversed. Another difference between mammalian mitoribosomes and prokaryotic ribosomes is that the latter contain a 5S rRNA. Among different species, the proteins comprising the mitoribosome differ greatly in sequence, and sometimes in biochemical properties, which prevents easy recognition by sequence homology. This gene encodes a 28S subunit protein that belongs to the ribosomal protein S18P family. The encoded protein is one of three that has significant sequence similarity to bacterial S18 proteins. The primary sequences of the three human mitochondrial S18 proteins are no more closely related to each other than they are to the prokaryotic S18 proteins. Pseudogenes corresponding to this gene are found on chromosomes 1q and 2q. [provided by RefSeq, Jul 2008]

**Immunogen**

Recombinant protein of human MRPS18B

**Gene ID**

28973

**Swiss Prot**

Q9Y676

**Synonyms**

PTD017; S18amt; C6orf14; HSPC183; MRPS18-2; HumanS18a; MRP-S18-2

**Reactivity**

Human,Mouse,Rat

**Application**

WB, ICC/IF, IP

**Calculated MW**

29 kDa

**Observed MW**

29 kDa

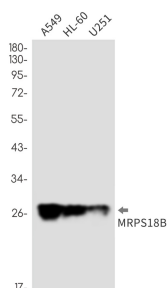
**Host species**

Rabbit

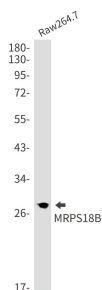
**Clonality**

Monoclonal

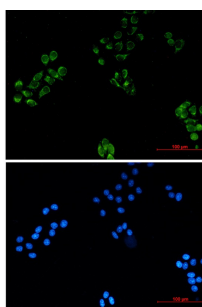
<b>Clonality No.</b>	DGR33381
<b>Isotype</b>	IgG
<b>Purity</b>	Affinity Purification
<b>Conjugation</b>	Un-conjugated
<b>Concentration</b>	1 mg/mL
<b>Formulation</b>	PBS Only
<b>Storage Stability</b>	Store at -20°C. Recommended to aliquot into single-use vials. Supplied in 1X PBS (pH 7.4). BSA and Azide Free. Stable for 12 months from date of receipt.



Western blot detection of MRPS18B in A549,HL-60,U251 cell lysates using MRPS18B antibody(1:1000 diluted).



Western blot detection of MRPS18B in Raw264.7 cell lysates using MRPS18B antibody(1:1000 diluted).



Immunofluorescent analysis of HeLa cells using db14404 antibody (green), and DAPI (blue).