

GRP78 BiP (9C7) Mouse mAb (PBS Only)

db6612-PBS

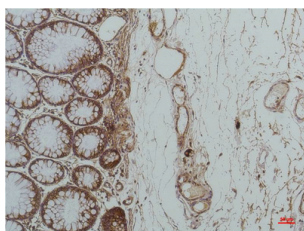
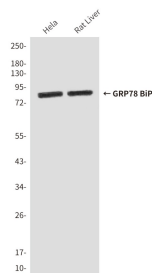
Package : 可询价

Product Name : GRP78 BiP (9C7) Mouse mAb (PBS Only)**Cat.No.:** db6612-PBS**Synonyms** : HSPA5; GRP78;MIF2; BIP; Heat shock 70 kda protein 5**Application** : WB, IHC-P**Reactivity** : Human, Rat**Host species** : Mouse

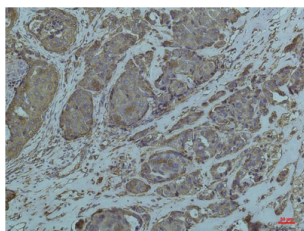
Background	Plays a role in facilitating the assembly of multimeric protein complexes inside the endoplasmic reticulum. Involved in the correct folding of proteins and degradation of misfolded proteins via its interaction with DNAJC10, probably to facilitate the release of DNAJC10 from its substrate .
Immunogen	Synthetic peptide conjugated to KLH
Gene ID	3309
Swiss Prot	P11021
Synonyms	HSPA5; GRP78;MIF2; BIP; Heat shock 70 kda protein 5
Reactivity	Human, Rat
Application	WB, IHC-P
Calculated MW	72 kDa
Observed MW	78 kDa
Host species	Mouse
Clonality	Monoclonal
Clonality No.	9C7-8D10-7A5
Isotype	IgG1
Purity	Affinity Purification
Conjugation	Un-conjugated
Concentration	1 mg/mL
Formulation	PBS Only
Storage Stability	Store at -20°C. Recommended to aliquot into single-use vials. Supplied in 1X PBS (pH 7.4). BSA

and Azide Free. Stable for 12 months from date of receipt.

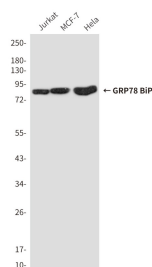
Western blot analysis of GRP78 BiP (9C7) in HeLa, rat Liver lysates using GRP78/Bip antibody.



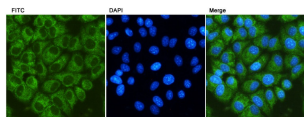
Immunohistochemistry analysis of paraffin-embedded Human Colon Carcinoma using GRP78/Bip antibody. High-pressure and temperature Sodium Citrate pH 6.0 was used for antigen retrieval.



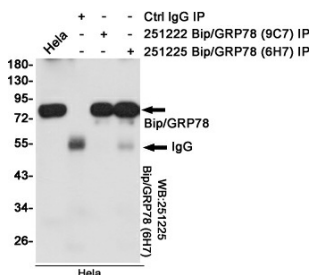
Immunohistochemistry analysis of paraffin-embedded Human Breast Carcinoma using GRP78/Bip antibody. High-pressure and temperature Sodium Citrate pH 6.0 was used for antigen retrieval.



Western blot analysis of GRP78 BiP in Jurkat, MCF-7, HeLa lysates using GRP78 BiP (9C7) antibody



Immunocytochemistry analysis of GRP78 BiP in HeLa using Bip/GRP78 (9C7) antibody.



Immunoprecipitation analysis of GRP78 BiP in HeLa lysates using Bip/GRP78 (9C7) antibody.