

## DDIT3 (7G7) Mouse mAb (PBS Only)

db6566-PBS

Package : 可询价

**Product Name** : DDIT3 (7G7) Mouse mAb (PBS Only)**Cat.No.:** db6566-PBS**Synonyms** : GADD153; DDIT3;MGC4154**Application** : WB, IHC-P, ICC/IF**Reactivity** : Human, Rat, Mouse**Host species** : Mouse**Background**

Multifunctional transcription factor in ER stress response. Plays an essential role in the response to a wide variety of cell stresses and induces cell cycle arrest and apoptosis in response to ER stress. Plays a dual role both as an inhibitor of CCAAT/enhancer-binding protein (C/EBP) function and as an activator of other genes. Acts as a dominant-negative regulator of C/EBP-induced transcription/ dimerizes with members of the C/EBP family, impairs their association with C/EBP binding sites in the promoter regions, and inhibits the expression of C/EBP regulated genes. Positively regulates the transcription of TRIB3, IL6, IL8, IL23, TNFRSF10B/DR5, PPP1R15A/GADD34, BBC3/PUMA, BCL2L1/BIM and ERO1L. Negatively regulates; expression of BCL2 and MYOD1, ATF4-dependent transcriptional activation of asparagine synthetase (ASNS), CEBPA-dependent transcriptional activation of hepcidin (HAMP) and CEBPB-mediated expression of peroxisome proliferator-activated receptor gamma (PPARG). Inhibits the canonical Wnt signaling pathway by binding to TCF7L2/TCF4, impairing its DNA-binding properties and repressing its transcriptional activity. Plays a regulatory role in the inflammatory response through the induction of caspase-11 (CASP4/CASP11) which induces the activation of caspase-1 (CASP1) and both these caspases increase the activation of pro-IL1B to mature IL1B which is involved in the inflammatory response.

**Immunogen**

Synthetic peptide conjugated to KLH

**Gene ID**

1649

**Swiss Prot**

P35638

**Synonyms**

GADD153; DDIT3;MGC4154

**Reactivity**

Human, Rat, Mouse

**Application**

WB, IHC-P, ICC/IF

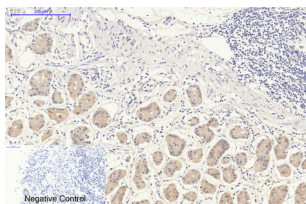
**Calculated MW**

19 kDa

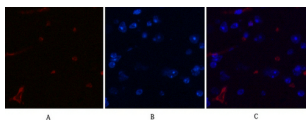
**Observed MW**

27 kDa

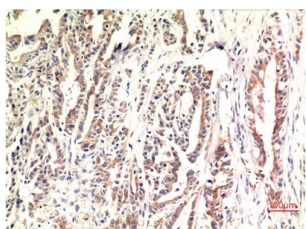
Host species	Mouse
Clonality	Monoclonal
Clonality No.	7G7-3B2-2F10
Isotype	IgG1
Purity	Affinity Purification
Conjugation	Un-conjugated
Concentration	1 mg/mL
Formulation	PBS Only
Storage Stability	Store at -20°C. Recommended to aliquot into single-use vials. Supplied in 1X PBS (pH 7.4). BSA and Azide Free. Stable for 12 months from date of receipt.



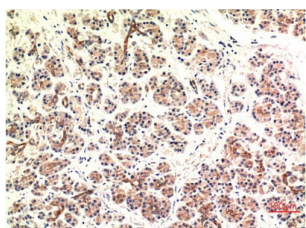
Immunohistochemistry analysis of paraffin-embedded Human stomach tissue using DDIT3 (7G7) antibody. High-pressure and temperature Sodium Citrate pH 6.0 was used for antigen retrieval. Negative control was used by secondary antibody only.



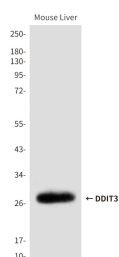
Immunofluorescence analysis of DDIT3 (7G7) in mouse brain tissue using DDIT3 (7G7) antibody (red), and DAPI (blue).



Immunohistochemistry analysis of paraffin-embedded Human Stomach Carcinoma Tissue using CHOP antibody. High-pressure and temperature Sodium Citrate pH 6.0 was used for antigen retrieval.



Immunohistochemistry analysis of paraffin-embedded Human Pancreas Carcinoma Tissue using CHOP antibody. High-pressure and temperature Sodium Citrate pH 6.0 was used for antigen retrieval.



Western blot analysis of DDIT3 in mouse Liver lysates using DDIT3 (7G7) antibody.