

Hsp90 beta (6A7) Mouse mAb (PBS Only)

db6462-PBS

Package : 可询价

Product Name : Hsp90 beta (6A7) Mouse mAb (PBS Only)**Cat.No.:** db6462-PBS**Synonyms** : HSP90AB1; HSP90B; HSPC2; HSPCB; Heat shock protein HSP 90-beta; HSP 90; Heat shock 84 kDa; HSP 84; HSP84**Application** : WB, IHC-P, ICC/IF**Reactivity** : Human, Mouse, Rat**Host species** : Mouse**Background**

Molecular chaperone that promotes the maturation, structural maintenance and proper regulation of specific target proteins involved for instance in cell cycle control and signal transduction.

Undergoes a functional cycle that is linked to its ATPase activity. This cycle probably induces conformational changes in the client proteins, thereby causing their activation. Interacts dynamically with various co-chaperones that modulate its substrate recognition, ATPase cycle and chaperone function (PubMed/16478993, PubMed/19696785). Engages with a range of client protein classes via its interaction with various co-chaperone proteins or complexes, that act as adapters, simultaneously able to interact with the specific client and the central chaperone itself. Recruitment of ATP and co-chaperone followed by client protein forms a functional chaperone. After the completion of the chaperoning process, properly folded client protein and co-chaperone leave HSP90 in an ADP-bound partially open conformation and finally, ADP is released from HSP90 which acquires an open conformation for the next cycle (PubMed/27295069, PubMed/26991466). Apart from its chaperone activity, it also plays a role in the regulation of the transcription machinery. HSP90 and its co-chaperones modulate transcription at least at three different levels. In the first place, they alter the steady-state levels of certain transcription factors in response to various physiological cues. Second, they modulate the activity of certain epigenetic modifiers, such as histone deacetylases or DNA methyl transferases, and thereby respond to the change in the environment. Third, they participate in the eviction of histones from the promoter region of certain genes and thereby turn on gene expression (PubMed/25973397). Antagonizes STUB1-mediated inhibition of TGF-beta signaling via inhibition of STUB1-mediated SMAD3 ubiquitination and degradation (PubMed/24613385). Promotes cell differentiation by chaperoning BIRC2 and thereby protecting from auto-ubiquitination and degradation by the proteasomal machinery (PubMed/18239673). Main chaperone that is involved in the phosphorylation/activation of the STAT1 by chaperoning both JAK2 and PRKCE under heat shock and in turn, activates its own transcription (PubMed/20353823).

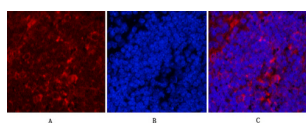
Immunogen

Synthetic Peptide of HSP90β

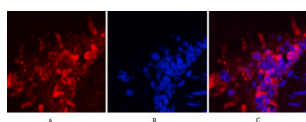
Gene ID

3326

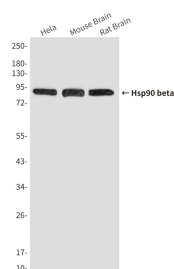
Swiss Prot	P08238
Synonyms	HSP90AB1; HSP90B; HSPC2; HSPCB; Heat shock protein HSP 90-beta; HSP 90; Heat shock 84 kDa; HSP 84; HSP84
Reactivity	Human, Mouse, Rat
Application	WB, IHC-P, ICC/IF
Calculated MW	83 kDa
Observed MW	90 kDa
Host species	Mouse
Clonality	Monoclonal
Clonality No.	6A7-9E10-8G6
Isotype	IgG1
Purity	Affinity Purification
Conjugation	Un-conjugated
Concentration	1 mg/mL
Formulation	PBS Only
Storage Stability	Store at -20°C. Recommended to aliquot into single-use vials. Supplied in 1X PBS (pH 7.4). BSA and Azide Free. Stable for 12 months from date of receipt.



Immunofluorescence analysis of Hsp90 beta (6A7) in mouse spleen tissue using Hsp90 beta (6A7) antibody(red),and DAPI (blue).



Immunofluorescence analysis of Hsp90 beta (6A7) in rat lung tissue using HSP90β antibody(red),and DAPI (blue).



Western blot analysis of Hsp90 beta (6A7) in HeLa, mouse Brain tissue, rat Brain tissue lysates using Hsp90 beta (6A7) antibody

