

CD45 (8C1) Mouse mAb (PBS Only)

db6424-PBS

Package : 可询价

Product Name : CD45 (8C1) Mouse mAb (PBS Only)**Cat.No.:** db6424-PBS**Synonyms** : GP180; L CA; CD45 antigen**Application** : ICC/IF, WB, IHC-P**Reactivity** : Human**Host species** : Mouse**Background**

Protein tyrosine-protein phosphatase required for T-cell activation through the antigen receptor. Acts as a positive regulator of T-cell coactivation upon binding to DPP4. The first PTPase domain has enzymatic activity, while the second one seems to affect the substrate specificity of the first one. Upon T-cell activation, recruits and dephosphorylates SKAP1 and FYN . Dephosphorylates LYN, and thereby modulates LYN activity.

Immunogen

Synthetic Peptide of CD45

Gene ID

19264

Swiss Prot

P06800

Synonyms

GP180; L CA; CD45 antigen

Reactivity

Human

Application

ICC/IF, WB, IHC-P

Calculated MW

145 kDa

Observed MW

145 kDa

Host species

Mouse

Clonality

Monoclonal

Clonality No.

8C1-9B8-2H1

Isotype

IgG1

Purity

Affinity Purification

Conjugation

Un-conjugated

Concentration

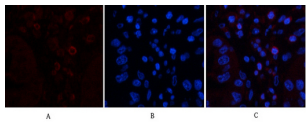
1 mg/mL

Formulation

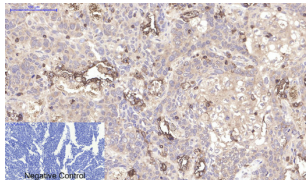
PBS Only

Storage Stability

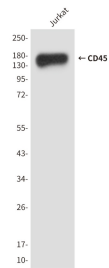
Store at -20°C. Recommended to aliquot into single-use vials. Supplied in 1X PBS (pH 7.4). BSA and Azide Free. Stable for 12 months from date of receipt.



Immunofluorescence analysis of CD45 (8C1) in Human livercancer tissue using CD45 (8C1) antibody (red), and DAPI (blue).



Immunohistochemical analysis of paraffin-embedded Human tonsils using CD45 (8C1) antibody. High-pressure and temperature Sodium Citrate pH 6.0 was used for antigen retrieval. Negative control was used by secondary antibody only.



Western blot analysis of CD45 (8C1) in Jurkat lysates using CD45 (8C1) antibody.