

Hsp60 (6C8) Mouse mAb (PBS Only)

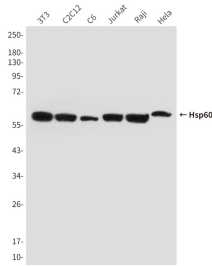
db6239-PBS

Package : 可询价

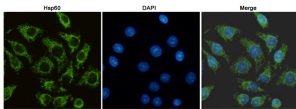
Product Name : Hsp60 (6C8) Mouse mAb (PBS Only)**Cat.No.:** db6239-PBS**Synonyms** : HLD4;CPN60;GROEL;HSP60;HSP65;SPG13;HSP-60;HuCHA60**Application** : WB, ICC/IF, IP**Reactivity** : Human, Mouse, Rat**Host species** : Mouse

Background	Implicated in mitochondrial protein import and macromolecular assembly.May facilitate the correct folding of imported proteins.May also prevent misfolding and promote the refolding and proper assembly of unfolded polypeptides generated under stress conditions in the mitochondrial matrix.
Immunogen	Purified recombinant human Hsp60 protein fragments expressed in E.coli
Gene ID	3329
Swiss Prot	P10809
Synonyms	HLD4;CPN60;GROEL;HSP60;HSP65;SPG13;HSP-60;HuCHA60
Reactivity	Human, Mouse, Rat
Application	WB, ICC/IF, IP
Calculated MW	61 kDa
Observed MW	61 kDa
Host species	Mouse
Clonality	Monoclonal
Clonality No.	6C8-G1-B10
Isotype	IgG2b
Purity	Affinity Purification
Conjugation	Un-conjugated
Concentration	1 mg/mL
Formulation	PBS Only
Storage Stability	Store at -20°C. Recommended to aliquot into single-use vials. Supplied in 1X PBS (pH 7.4). BSA

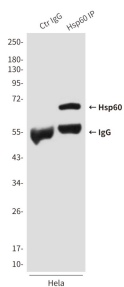
and Azide Free. Stable for 12 months from date of receipt.



Western blot analysis of Hsp60 in HeLa, Raji, Jurkat, C6, C2C12 and 3T3 lysates using Hsp60 antibody.



Immunocytochemistry analysis of Hsp60 (6C8) in HeLa using Hsp60 antibody.



Immunoprecipitation analysis of Hsp60 (6C8) in HeLa lysates using Hsp6 antibody.