


JAK1 (8B8) Mouse mAb (PBS Only)

db6133-PBS

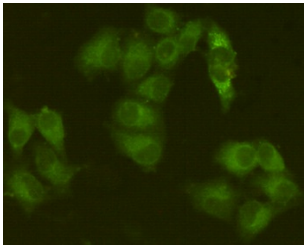
Package : 可询价

Product Name : JAK1 (8B8) Mouse mAb (PBS Only)**Cat.No.:** db6133-PBS**Synonyms** : JTK3; JAK1A; JAK1B; JAK1**Application** : WB, ICC/IF, IP**Reactivity** : Human, Rat**Host species** : Mouse

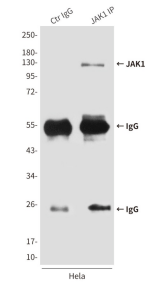
Background	Tyrosine kinase of the non-receptor type, involved in the IFN-alpha/beta/gamma signal pathway. Kinase partner for the interleukin (IL)-2 receptor.
Immunogen	Purified recombinant human Jak1 protein fragments expressed in E.coli
Gene ID	3716
Swiss Prot	P23458
Synonyms	JTK3; JAK1A; JAK1B; JAK1
Reactivity	Human, Rat
Application	WB, ICC/IF, IP
Calculated MW	133 kDa
Observed MW	130 kDa
Host species	Mouse
Clonality	Monoclonal
Clonality No.	8B8-E7-G3
Isotype	IgG2a
Purity	Affinity Purification
Conjugation	Un-conjugated
Concentration	1 mg/mL
Formulation	PBS Only
Storage Stability	Store at -20°C. Recommended to aliquot into single-use vials. Supplied in 1X PBS (pH 7.4). BSA and Azide Free. Stable for 12 months from date of receipt.



Western blot analysis of JAK1 (8B8) in C6, Ramos, Jurkat and HeLa lysates using Jak1 antibody.



Immunocytochemistry analysis of JAK1 (8B8) in HeLa using Jak1 antibody.



Immunoprecipitation analysis of JAK1 (8B8) in HeLa lysates using Jak1 antibody.