

HDAC4 (4A3) Mouse mAb (PBS Only)

db6014-PBS

Package : 可询价

Product Name : HDAC4 (4A3) Mouse mAb (PBS Only)**Cat.No.:** db6014-PBS**Synonyms** : EC 35198; HA6116; HD 4; HD4; HDAC 4; HDAC A; HDAC4; HDAC4_HUMAN; HDACA; Histone Deacetylase 4; Histone Deacetylase A; KIAA0288**Application** : WB, IP**Reactivity** : Human, Mouse, Rat, Monkey**Host species** : Mouse**Background**

Swiss-Prot Acc.P56524. Responsible for the deacetylation of lysine residues on the N-terminal part of the core histones (H2A, H2B, H3 and H4). Histone deacetylation gives a tag for epigenetic repression and plays an important role in transcriptional regulation, cell cycle progression and developmental events. Histone deacetylases act via the formation of large multiprotein complexes. Involved in muscle maturation via its interaction with the myocyte enhancer factors such as MEF2A, MEF2C and MEF2D.

Immunogen

Purified recombinant human HDAC4 protein fragments expressed in E.coli

Gene ID

9759

Swiss Prot

P56524

Synonyms

EC 35198; HA6116; HD 4; HD4; HDAC 4; HDAC A; HDAC4; HDAC4_HUMAN; HDACA; Histone Deacetylase 4; Histone Deacetylase A; KIAA0288

Reactivity

Human, Mouse, Rat, Monkey

Application

WB, IP

Calculated MW

119 kDa

Observed MW

140 kDa

Host species

Mouse

Clonality

Monoclonal

Clonality No.

4A3-H7-C6

Isotype

IgG2a

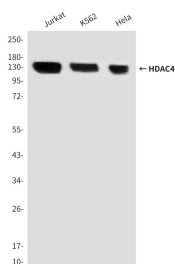
Purity

Affinity Purification

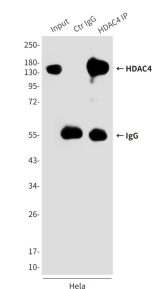
Conjugation

Un-conjugated

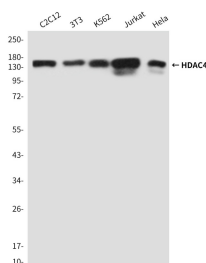
Concentration	1 mg/mL
Formulation	PBS Only
Storage Stability	Store at -20°C. Recommended to aliquot into single-use vials. Supplied in 1X PBS (pH 7.4). BSA and Azide Free. Stable for 12 months from date of receipt.



Western blot analysis of HDAC4 in Jurkat, HeLa and K562 lysates using HDAC4 antibody.



Immunoprecipitation analysis of HDAC4 (4A3) in HeLa lysates using HDAC4 antibody.



Western blot analysis of HDAC4 (4A3) in C2C12, 3T3, K562, Jurkat and HeLa lysates using HDAC4 antibody.